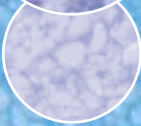
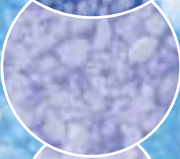



# FLASH

cards



FLASH  
STOR

**FLASH**  
FEDERAL ALLIANCE FOR SAFE HOMES

# Hail Storm

Hail might seem like a minor concern but it can shatter windows, leave pockmarks in siding and most importantly destroy or damage roof coverings. Here are some helpful hints to protect your home.

## Before

- If you need to re-roof select an impact-resistant roof covering. These products have passed the UL2218 impact test with a rating of Class 1 through 4. Class 4 (most resistant) has proven to be highly effective in hailstorms.
- Make sure your roof covering is impact-resistant. Do not rely on building codes or regulations to protect you. Look for the UL2218 label on the package and literature confirming the product has passed this test.
- Listen to weather updates and reports on hail activity.
- Stay indoors until the storm subsides.
- Close your drapes, blinds or window shades to prevent the wind from blowing potential broken glass inside.

## During

- Do not try to go outside to protect your property during a storm. Stay indoors until the storm has passed.
- Stay away from skylights, windows and doors.

## After

- Check the trees, shrubs and plants around your house. If they are stripped of their foliage, there is a possibility your roof is damaged. Another sign of potential roof damage is if patio covers, screens or soft aluminum roof vents are dented.
- Cover any broken windows and holes in your roof, so that no water can enter and damage your home's interior.
- When you need to re-roof select an established, licensed and insured contractor or contact the National Roofing Contractors Association at 1-800-USA-Roof or on the web at [www.nrca.net](http://www.nrca.net).



Protect your home in a *FLASH* with  
the Federal Alliance for Safe Homes!

[www.flash.org](http://www.flash.org) ■ toll-free 1-877-221-SAFE